

Outline

Types of Grief & Their Implications for Treatment

Disenfranchised grief
Persistent Complex Bereavement Disorder
Traumatic bereavement
Complicated Grief

- Common trajectories for grief
- Recognize complicated grief
- Risk factors for complicated grief
- Treatment interventions

Types of Loss & Their Impact on Grieving

- Parental loss
- Child loss
- Widowhood
- Non-death losses

Assessment: Intake Considerations for Grieving Clients

Current conceptualization models
Recognize different expressions of grief
Factors impacting the grief experience
Assess for depression and suicide ideation
Differentiate between depression, grief & PTSD
Use of Adjustment Disorder diagnosis with grief clients
Determine how the client understands their grief narrative
Persistent complex bereavement disorder
DSM-5® changes to Major Depressive Disorder
Take home assessment tools

Cultural Considerations for Grief Treatment

Cultural factors affecting expression of grief
Impact on mourning practices
Culture's impact on death anxiety & meaning of life
Determine where the identity emphasis lies
Cultural values regarding emotional expression and disclosure
The impact of society on grief

Grief Treatment: Interventions & Strategies to Improve Clinical Outcomes

Assist clients with expressing their pain
Integrate a new inner image of the deceased
Client self-assessment strategies for coping
Foster client relaxation skills
Let the client lead: Starting point, story & stopping point
Cultivate acceptance
Elicit emotional availability in clients
Give clients "permission" to not share stories
Focus on planning--not positivity
Develop healthy grief rituals

Live Webinar Schedule - both days

(Times listed in Central)

8:00 Program begins

11:50-1:00 Lunch Break

4:00 Program ends

There will be two 15-min breaks (mid-morning & mid-afternoon).
Actual lunch and break start times are at the discretion of the speaker.
A more detailed schedule is available upon request.

Target guilt due to stopping grief rituals

Build a bridge between memories, current behaviors, & underlying values
Help clients accept the finality of the death
Navigate the treatment of multiple losses

In-Session Activities: On-the-Spot Interventions to Facilitate Healing

The client "influence of loss" chart
Use loving kindness meditation to build self-compassion in clients
"Who am I?" exercise
Utilize client letters to self

Grief Across the Lifespan: Help Your Clients Heal at Any Developmental Stage

Developmental considerations & milestones related to loss reactions for:

- Children
- Adolescents
- Early adulthood
- Middle adulthood
- Later adulthood

Grief & the Family: Guide Families Through Healthy Grieving

Family systems theory: Family influences on individual grief


Variables that complicate family adaptation
Strategies to guide family adaptation to loss
Develop respect for different grieving styles
The role of gender norms
"Family coat of arms" activity

Professional Issues: Ethical Considerations for Working with Grieving Clients, Their Families & the Terminally Ill

Ethical dilemmas that confront the terminally ill
Ethical principles of end-of-life decisions
The clinician's role in addressing psychological suffering & needs of the terminally ill
Impact of cause of death on social isolation
Identify the core values and principles of professional ethical behavior
Boundaries of professional competence

Learning Objectives can be viewed at pesi.com/webcast/84959

Free Video



David Kessler on
How Death
Shapes Your
Clients' Grief

Get yours today at
www.pesi.com/1343video

Group Training Solutions Made Easy!

- ONLINE or in-person
- Customizable
- Easy remote access
- From 5 to 5000
- CE hours available



www.pesi.com/inhouse

NON-PROFIT
ORGANIZATION
U.S. POSTAGE PAID
EAU CLAIRE, WI
PERMIT NO. 32729

PESI, Inc.
P.O. Box 1000
Eau Claire, WI 54702-1000

2 DAY GRIEF TREATMENT Certification Course

Evidence-Based Strategies
for Helping Clients Make
Meaning After Loss

LIVE Interactive Webinar

Thursday & Friday, May 13 & 14, 2021

BONUS! – Registration includes FREE on-demand access for 3 months.



REGISTER NOW:
pesi.com/webcast/84959

Live Online Certification Training

2 DAY GRIEF TREATMENT Certification Course

Evidence-Based Strategies for Helping Clients
Make Meaning After Loss

BECOME CERTIFIED IN GRIEF COUNSELING!

This seminar meets ALL requirements to become a Certified Grief Counseling Specialist through Evergreen Certifications!

Professional standards apply, visit evergreencertifications.com/CGCS for full certification details.

Earn your
CERTIFICATION
Today!

- Transformational interventions and strategies to help your clients heal from the impact of loss
- In-depth treatment methods that address grief with clients of all ages
- Strategies and tools to tailor interventions to each client's individual situation and grieving style

LIVE Interactive Webinar

Thursday & Friday, May 13 & 14, 2021

BONUS! – Registration includes FREE on-demand access for 3 months.



A NON-PROFIT ORGANIZATION CONNECTING KNOWLEDGE WITH NEED SINCE 1979

REGISTER NOW:
pesi.com/webcast/84959

2 DAY **GRIEF TREATMENT** Certification Course

Evidence-Based Strategies for Helping Clients Make Meaning After Loss

Your client’s world has been shattered following the loss of a loved one. Not only are they adjusting to these days and weeks without that person, but they are also struggling with changes to their sense of self. Who are they now as they navigate this new world? Your client is stuck in a place of paralyzing sorrow, and you’re unsure of what else to do to help.

You can transform the way you treat grieving clients with the tools and strategies you’ll learn in this 2-day Comprehensive Course!

Join Rev. Dr. Joy Samuels, LPC-MHSP, NCC, as she leads you through the process of working with bereaved individuals and aiding them with making meaning after loss. You’ll learn evidence-based counseling strategies appropriate for the treatment of multiple types of losses, and you’ll acquire the skills you need to tailor clinical interventions to the uniqueness of each client’s grief experiences.

Attend this advanced course, and you’ll learn how to guide your clients through making meaning after loss—drastically increasing their well-being and reducing symptoms of complicated grief. You’ll walk away with the tools you need to help your clients live fulfilling lives after loss.

Best of all, upon completion of this live training, you’ll be eligible to become a Certified Grief Counseling Specialist (CGCS) through Evergreen Certifications. Certification lets colleagues, employers, and caregivers know that you’ve invested the extra time and effort necessary to understand the complexities of grief counseling. Professional standards apply. Visit evergreencertifications.com/CGCS for details.

Register today to revolutionize your work with grieving clients!

Target Audience:

Psychologists • Psychiatrists • Counselors • Addiction Counselors • Case Manager
Social Workers • Pastoral Counselors • Chaplains/Clergy • Funeral Directors
Marriage & Family Therapists • Mental Health Nurses • Nursing Home Administrators
Thanatologists • Physicians • Other Mental Health Professionals

Satisfaction 100% Guarantee

Risk Free Purchase! PESI stands by our trainings and we have a 100% satisfaction guarantee. If you are not satisfied, please contact our customer service team at www.pesi.com/info or 800-844-8260 and we will make it right.

PESI Offers Group Discounts!

To save on groups of 5 or more, contact us at pesi.com/info!

Questions? Visit our FAQ page at www.pesi.com/faq or contact us at www.pesi.com/info.

Have a seminar idea? A manuscript to publish? The nation’s top speakers and authors contact PESI first. If you are interested in becoming a speaker or have a new topic idea, please contact **Ryan Bartholomew** at rbartholomew@pesi.com or call **715-855-8225**.

CERTIFICATION MADE SIMPLE! **EVERGREEN CERTIFICATIONS**

- No hidden fees – PESI pays for your application fee (a \$99 value)*!
- Simply complete this live event and the post-event evaluation included in this training, and your application to be a Certified Grief Counseling Specialist through Evergreen Certifications is complete.*

Attendees will receive documentation of CGCS designation from Evergreen Certifications 4 to 6 weeks following the program.

**Professional standards apply. Visit www.evergreencertifications.com/grief for professional requirements.*

Meet Your Speaker

Joy R. Samuels, D.MIN., LPC-MHSP, NCC, has over 25 years’ experience as a licensed professional counselor, Fellow in Thanatology, chaplain, and ordained minister. She teaches in the graduate clinical mental health psychology department at Lipscomb University and at Candler School of Theology at Emory University in the United Methodist Church Course of Studies. She maintains a private counseling practice and supervises those seeking licensure as a LPC-MHSP.

Dr. Samuels holds D. MIN. and MDIV. degrees from Wesley Theological Seminary, Washington, DC. Additionally, she holds an M.S. degree in counseling psychology from California State University, Northridge, CA, and a counseling certificate in substance abuse from the Northern Virginia Community College, Annadale, VA. Among her areas of expertise are individual, couples and family counseling, trauma and bereavement and post-masters supervision.

Speaker Disclosure:
Financial: Joy Samuels is in private practice. She is an adjunct faculty at Lipscomb University. Dr. Samuels receives a speaking honorarium from PESI, Inc.
Non-financial: Joy Samuels is a Fellow in Thanatology.

CE CREDITS AVAILABLE FOR LIVE WEBINAR

This continuing education activity is designed to meet state board requirements for the following professionals: **Addiction Counselors, Clergy, Case Managers, Counselors, Marriage and Family Therapists, Nurses, Nursing Home Administrators, Psychologists, and Social Workers.**

For specific credit approvals and details, visit pesi.com/webcast/84959

National CE Credit Approvals For Live Webinar
Credits listed are for full attendance at the live webcast only. The CE certificate can be downloaded/printed after completing the webcast and passing the online post-test evaluation (80% passing score). Please see schedule for full attendance start and end times. NOTE: Boards do not allow credit for breaks or lunch.

This course has been awarded 12.5 clock hours by the Commission for Case Manager Certification. Full attendance is required.

This program has been submitted (but not yet approved) for 12.5 continuing education clock hours and 12.5 participant hours from NAB/NCERS. For the most up-to-date credit information, please go to: www.pesi.com/events/detail/84958.

ACE PESI, Inc., #1062, is approved to offer social work continuing education by the Association of Social Work Boards (ASWB) Approved Continuing Education (ACE) program. Organizations, not individual courses, are approved as ACE providers. State and provincial regulatory boards have the final authority to determine whether an individual course may be accepted for continuing education credit. PESI, Inc. maintains responsibility for this course. ACE provider approval period: January 27, 2020 - January 27, 2023. Social Workers completing this course receive 12.5 Clinical Practice continuing education credits. Course Level: Intermediate. Full attendance is required; no partial credits will be offered for partial attendance. A certificate of attendance will be awarded at the end of the program to social workers who complete the program evaluation.

Self-study credit: To check availability for your profession, go to www.pesi.com or call 800-844-8260 with your licensing board to verify acceptance of self-study credit for license renewal.

ACCREDITED PROVIDER PESI, Inc. is accredited by the Accreditation Council for Continuing Medical Education to provide continuing medical education for physicians.

ACCREDITED PROVIDER PESI, Inc. is accredited as a provider of nursing continuing professional development by the American Nurses Credentialing Center’s Commission on Accreditation. Nurses in full attendance will earn 12.5 contact hours.

PESI, Inc. offers continuing education programs and products under the brand names PESI, PESI Healthcare, PESI Kids, PESI Rehab and Psychotherapy Networker.

For all credit approvals and details, visit: www.pesi.com/webcast/84959

SIGN UP-TODAY!

Choose your Learning Experience!

PESI offers multiple formats to fit your CE needs

Register Online at: pesi.com/webcast/84959

Live Interactive Webinar (Option 1)

May 13 & 14, 2021 [PWZ84958]
\$439.99 tuition
8am Central time
Live Webinar Experience:

- Participate live in real-time while connecting and collaborating with peers
- Ask the presenter your questions
- Earn a live CE certificate

FREE BONUS: Replay on-demand access for 90-days after webinar
**Live CE is only available when viewed live*

Get a Group Discount! Contact us at pesi.com/info to save for groups of 5 or more

On-Demand Digital Seminar (Option 2)

\$439.99 [POS054640]
Digital Seminar Experience:

- Learn at your own pace with 24/7 access from your PESI account
- Access to the program materials
- Enjoy lifetime on-demand access
- Earn a self-study CE certificate

CE hours and approvals may vary from live event. Visit www.pesi.com or call 800-844-8260 to check for availability.


DVD (Option 3)

\$439.99 [RNV054640]
DVD Experience:

- Self-study CE certificate available


CE hours, approvals and cost of CE Certificates may vary from live event. Visit www.pesi.com or call 800-844-8260 to check for availability and pricing

Recommended Reading:



Healing Grief Card Deck
55 Practices to Find Peace
David Kessler
~~\$16.99~~ **\$12.99***

PUB084295



Transforming Grief & Loss Workbook
Activities, Exercises & Skills to Coach Your Client Through Life Transitions
Ligia M. Houben, MA, FT, FAAGC, CPC, CHT
~~\$29.99~~ **\$22.99***

PUB084395

*** Discount Included with purchase of the Webinar**

OTHER WAYS TO REGISTER

Phone: 800-844-8260

Fax: 800-554-9775
Mail: PESI, Inc.
PO Box 1000
Eau Claire, WI 54702-1000

*If mailing/faxing registration, find form at www.pesi.com/form or call 800-844-8260

ADA NEEDS
We would be happy to accommodate your ADA needs; Please notify us at time of registration.

QUESTIONS
Visit pesi.com/faq or contact us at pesi.com/info

TAXES AND SHIPPING
Taxes and shipping apply where applicable, see website for details

