

Outline

VISUAL REHAB FOLLOWING A NEUROLOGICAL EVENT

- Red flags
- Sequence of action
- When should you refer?
- Relationship of eye/brain anatomy to perception/processing

DIAGNOSIS: VISUAL ACUITY & VISUAL FIXATION

- Screening methods
- Treatment and compensation strategies
- Visual fixation for the low functioning client
- Advanced technology options

DIAGNOSIS: OCULAR MOTOR ALIGNMENT & DEPTH PERCEPTION

- Determine the diagnosis
- Cover/uncover test
- Assessment, demonstration & lab practice
- Establish treatment protocols

DIAGNOSIS: VISUAL FIELD CUT

- Anatomical review of the visual pathway
- Determine the diagnosis
- Assessment, demonstration & lab practice
- Peripheral test
- Confrontation test
- Establish treatment protocols

DIAGNOSIS: HEMI-SPATIAL NEGLECT & PUSHER SYNDROME/MIDLINE ORIENTATION SHIFT

- Determine the diagnosis
- Differentiate between cut and neglect
- Why is left neglect more common than right?
- Assessment, demonstration & lab practice
- Simultaneous stimulus test
- Pencil and paper screeners
- Neuro handling principles
- Positioning strategies to rehabilitate
- Establish treatment protocols

DOCUMENTATION & ADVOCACY FOR COVERAGE

- Objective data to incorporate
- Demonstrating improvement
- Develop goals for justification

Objectives

- Articulate an understanding of vision-based rehabilitation and the rehabilitation process.
- Articulate the description of ocular motor skill impairment, visual field loss, visual spatial inattention and midline syndrome.
- Demonstrate competent assessment of ocular motor skills, visual field loss, visual spatial inattention and midline syndrome.
- Distinguish the difference between field impairment and neglect.
- Prescribe treatment interventions for ocular motor skills, visual field loss, visual spatial inattention and midline syndrome.
- Demonstrate effective documentation of assessment and intervention to justify skilled services.

Live Webinar Schedule
(Times listed in Eastern)

9:00 Program begins

12:00-1:00 Lunch Break

4:30 Program ends

There will be two 15-min breaks (mid-morning & mid-afternoon). Actual lunch and break start times are at the discretion of the speaker. A more detailed schedule is available upon request.

What to Bring:
Please bring colored pencils, markers, or highlighters.

FREE VIDEO

Evaluate How Vision Deficits Impact Functional Skills

with Sandra Stalemo, OTR/L

Get yours today at
www.rehab.pesi.com/1367video

Group Training Solutions Made Easy!

- ONLINE or in-person
- Customizable
- Easy remote access
- From 5 to 5000
- CE hours available


www.pesirehab.com/inhouse

NON-PROFIT
ORGANIZATION
U.S. POSTAGE PAID
EAU CLAIRE, WI
PERMIT NO. 32729

PESI Rehab
P.O. Box 1000
Eau Claire, WI 54702-1000
A division of PESI, Inc.

Visual Rehab After Neurological Events


Seeing the World Through New Eyes



LIVE Interactive Webinar
Tuesday, March 9, 2021

BONUS! – Registration includes FREE on-demand access for 3 months.


REGISTER NOW: pesirehab.com/webcast/84597



Join us online, for this live training!

Visual Rehab After Neurological Events

Seeing the World Through New Eyes



Advance your skills with intensive lab sessions

- Differentiation challenges addressed – is it a field loss or neglect?
- Strategies to achieve functional improvements for stroke/TBI clients
- Documentation tips to justify the need for continued treatment
- Evaluation skills for ocular motor skill impairment, visual field loss, visual spatial inattention & pusher syndrome/midline orientation shift
- Recommend interventions for ocular motor, field cut and neglect
- Low and no cost intervention options - for any setting

LIVE Interactive Webinar
Tuesday, March 9, 2021

BONUS! – Registration includes FREE on-demand access for 3 months.

 **REGISTER NOW:** pesirehab.com/webcast/84597

A NON-PROFIT ORGANIZATION CONNECTING KNOWLEDGE WITH NEED SINCE 1979

Visual Rehab After Neurological Events

Seeing the World Through New Eyes



Feeling lost in determining a treatment plan with a neurological client? Have you asked yourself:

- What is the best evidence-based therapy protocol?
- How do you know if you are facing a field loss or a neglect?
- How do you determine visual function when your client is confused?
- Is this a vision or cognitive impairment?

Michelle has been in that fog and come out the other side with wonderful, functional, and cost-conscience options to show and share. She sustains that therapy should be specific to the client's challenge and that requires an astute awareness of the impairment. This insight comes from clear assessments that are revealed in this course, along with functional treatment interventions to ensure successful therapy sessions. Michelle shares anecdotes and case studies that highlight how the protocols can be put in to practice. These stories assist in enlightening the inexperienced therapist and commiserating with the experienced therapist. The course content is largely interactive and offers numerous lab sessions proving the engaging experience that therapists crave!

Target Audience:

Occupational Therapists • Certified Occupational Therapy Assistants
Physical Therapists • Physical Therapist Assistants • Speech-Language Pathologists
Audiologists • Nurse Practitioners • Physician Assistants • Nurses



Risk Free Purchase! PESI stands by our trainings and we have a 100% satisfaction guarantee. If you are not satisfied, please contact our customer service team at www.pesirehab.com/info or 800-844-8260 and we will make it right.

PESI Offers Group Discounts!

To save on groups of 5 or more, contact us at [pesirehab.com/info](http://www.pesirehab.com/info)!

Questions?

Visit our FAQ page at [pesirehab.com/faq](http://www.pesirehab.com/faq) or contact us at [pesirehab.com/info](http://www.pesirehab.com/info).

Have a seminar idea? A manuscript to publish? The nation's top speakers and authors contact PESI first. If you are interested in becoming a speaker or have a new topic idea, please contact **Celestee Roufs** at croufs@pesi.com or call **715-855-5229**.

Meet Your Speaker

MICHELLE MIODUSZEWSKI, MS, OTR/L, has been practicing occupational therapy in acute, inpatient rehabilitation, and outpatient settings through her career. Visual rehabilitation following neurological events has been an area of focus. Michelle owns and operates Niagara Therapy, LLC, a team-oriented practice based in Erie, PA that offers OT, PT, and SLP to adults and children with neurological concerns. She also consults for legal, education, and professional situations.

Michelle is the AOTA Administration and Management Chairperson for the Rehabilitation and Disability Special Interest Section, National MS Society Board of Trustees, and is a National MS Society Partner in Care Designation. She was trained in NDT and NEURO-IFRAH (NDTC), Bioness Certified, REO Certified, SAEBO Certified, and specialized in vision and cognitive rehabilitation. A published writer by AOTA Press, she also teaches on topics such as IASTM, Neuro-Rehab/Neuro-Handling, vision, cognition, spasticity, ergonomics and complex wheelchair evaluations.

Speaker Disclosure:

Financial: Michelle Mioduszewski is the owner of Niagara Therapy, LLC. She receives a speaking honorarium from PESI, Inc.

Non-financial: Michelle Mioduszewski is the AOTA Administration and Management Chairperson for the Rehabilitation and Disability Special Interest Section; and the National MS Society Board of Trustees.

CE CREDITS AVAILABLE FOR LIVE WEBINAR

This continuing education activity is designed to meet state board requirements for the following professionals: **Audiologists, Nurses, Occupational Therapists, Occupational Therapy Assistants, Physical Therapists, Physical Therapist Assistants, Physician Assistants, Speech-Language Pathologists**

For specific credit approvals and details, visit [pesirehab.com/webcast/84597](http://www.pesirehab.com/webcast/84597)


National CE Credit Approvals For Live Webinar


Credits listed are for full attendance at the live webcast only. The CE certificate can be downloaded/printed after completing the webcast and passing the online post-test evaluation (80% passing score). Please see schedule for full attendance start and end times. NOTE: Boards do not allow credit for breaks or lunch.




This course is offered for 6 ASHA CEUs (Intermediate level, Related area).

**** Please note that Speech-Language Pathologists must complete the post-test and evaluation within two weeks of attending the live event if they would like their participation submitted to the ASHA CE Registry. Detailed instructions will be provided the day of the program under the Handouts section of the online program.**

 PESI, Inc. is accredited as a provider of nursing continuing professional development by the American Nurses Credentialing Center's Commission on Accreditation. Nurses in full attendance will earn 6.0 contact hours.

 PESI, Inc. is an AOTA Approved Provider of continuing education. Provider #: 3322. Full attendance at this course qualifies for 6.0 contact hours or .6 CEUs in the Category of Domain of OT and Occupational Therapy Process. Partial credit will be issued for partial attendance. The assignment of AOTA CEUs does not imply endorsement of specific course content, products, or clinical procedures by AOTA. Course Level: Intermediate.

 PESI, Inc. is accredited by the Accreditation Council for Continuing Medical Education to provide continuing medical education for physicians.

Self-study credit: To check availability for your profession, go to [pesirehab.com](http://www.pesirehab.com) or call 800-844-8260 with your licensing board to verify acceptance of self-study credit for license renewal.

*Content and materials in this course may include interventions and modalities that are beyond the authorized practice of your profession. As a licensed professional, you are responsible for reviewing the scope of practice, including activities that are defined in law as beyond the boundaries of practice in accordance with and in compliance with your profession's standards.

PESI, Inc. offers continuing education programs and products under the brand names PESI, PESI Healthcare, PESI Kids, PESI Rehab and Psychotherapy Networker.



SIGN UP-TODAY!

Choose your Learning Experience!

PESI offers multiple formats to fit your CE needs

Register Online at: [pesirehab.com/webcast/84597](http://www.pesirehab.com/webcast/84597)

Live Interactive Webinar (Option 1)

March 9, 2021 PWZ84596

\$219.99 tuition

9am Eastern time

Live Webinar Experience:

- Participate live in real-time while connecting and collaborating with peers
- Ask the presenter your questions
- Earn a live CE certificate

FREE BONUS: Replay on-demand access for 90-days after webinar

**Live CE is only available when viewed live*

Get a Group Discount! Contact us at [pesirehab.com/info](http://www.pesirehab.com/info) to save for groups of 5 or more

On-Demand Digital Seminar (Option 2)

\$219.99 POS020696

Digital Seminar Experience:

- Learn at your own pace with 24/7 access from your PESI account
 - Access to the program materials
 - Enjoy lifetime on-demand access
 - Earn a self-study CE certificate
- CE hours and approvals may vary from live event. Visit [pesirehab.com](http://www.pesirehab.com) or call 800-844-8260 to check for availability.

DVD (Option 3)

\$219.99 RNV020696

DVD Experience:

- Self-study CE certificate available
- CE hours, approvals and cost of CE Certificates may vary from live event. Visit [pesirehab.com](http://www.pesirehab.com) or call 800-844-8260 to check for availability and pricing

OTHER WAYS TO REGISTER

Phone: 800-844-8260

Fax: 800-554-9775

Mail: PESI Rehab
PO Box 1000
Eau Claire, WI 54702-1000

*If mailing/faxing registration, find form at www.pesi.com/form or call 800-844-8260

ADA NEEDS

We would be happy to accommodate your ADA needs; Please notify us at time of registration.

QUESTIONS

Visit [pesirehab.com/faq](http://www.pesirehab.com/faq) or contact us at [pesirehab.com/info](http://www.pesirehab.com/info)

TAXES AND SHIPPING

Taxes and shipping apply where applicable, see website for details

