

OUTLINE

THE JOURNEY OF GRIEF

- Models for understanding grief
 - Older, familiar models
 - Current theories and approaches
- Grief expressions
 - Emotional and cognitive
 - Physical manifestations
 - Behavioral
 - Social behaviors and societal reactions
- Predictors and mediators of the experience
 - Background: grief is highly individual
 - Personality and other vulnerability factors
 - Who died; quality of relationship
 - Social, contextual and cultural influences
 - Mode of death
 - Other influences
- Non-death losses

ASSESSMENT AND DIAGNOSIS OF GRIEF-RELATED SYMPTOMS

- Differential diagnosis between depression, grief and PTSD
- Persistent complex bereavement disorder
- Use of adjustment disorder diagnosis with grief clients
- Measurement/assessment of grief symptoms

WHEN GRIEF BECOMES COMPLICATED

- Common trajectories for grief
- What is "complicated" grief and how do you recognize it?
- Treatment interventions for complicated grief

Target Audience:

Psychologists • Psychiatrists • Case Managers
Addiction Counselors • Counselors
Marriage and Family Therapists
Social Workers • Nursing Home Administrators
Pastoral Counselors • Chaplains/Clergy
Psychiatric Nurse Practitioners • Mental Health Nurses
Thanatologists • Funeral Directors

TREATMENT STRATEGIES AND FUNCTIONAL INTERVENTIONS

- Grief counseling
 - How is it different from other types of counseling?
 - Who often benefits (and who may not)?
- Components of a general approach
 - The 3 Rogerian conditions
 - Power of presence
 - Being a companion/therapist for your grief clients
- Cross-cultural and other diversity considerations
- Dealing with emotional intensity
- Grief vs. trauma
- When clients' grief is disenfranchised
- Working with couples or families who have experienced the "same" loss
- Preparing for grief "spikes"
- Post-traumatic growth

BEING A GRIEF COUNSELOR

- The risks and joys of this work
- Self-awareness
- Self-care
- Training opportunities in this field

LIMITATIONS OF THE RESEARCH AND POTENTIAL RISKS

- Disparity in results across studies for grief
- Risk factors for complicated grief

Live Seminar Schedule


7:30 Registration/Morning Coffee & Tea
8:00 Program begins
11:50-1:00 Lunch (*on your own*)
4:00 Program ends

There will be two 15-min breaks (mid-morning & mid-afternoon).
Actual lunch and break start times are at the discretion of the speaker.
A more detailed schedule is available upon request.

OBJECTIVES

1. Articulate current models for conceptualizing grief and how these influence treatment planning.
2. Analyze and differentiate clinical symptoms to diagnose grief clients appropriately.
3. Implement functional interventions for grief counseling adaptable to use with any clients.
4. Demonstrate three new interventions to use with bereaved clients.
5. Determine when grief has become "complicated" and develop an appropriate treatment strategy.
6. Develop strategies of self-awareness and self-care for grief counselors as it relates to clinical practice.

FREE
Worksheets & Video
To Help The Traumatized Brain



www.pesi.com/traumabrainws

NON-PROFIT ORGANIZATION
US POSTAGE PAID
EAU CLAIRE, WI
PERMIT NO 32729

Bring any Training On-Site!

- Cost Effective for Groups
- Customizable
- Flexible

CE credits included!

www.pesi.com/inhouse

PESI Inc.
P.O. Box 1000
Eau Claire, WI 54702-1000
A division of PESI, Inc.

COUNSELING GRIEF CLIENTS

FUNCTIONAL INTERVENTIONS FOR EVERYDAY USE



Kennewick, WA
Wednesday
February 26, 2020

Spokane, WA
Thursday
February 27, 2020

Coeur d'Alene, ID
Friday
February 28, 2020


REGISTER NOW pesi.com/express/77098



PESI[®]
A NON-PROFIT ORGANIZATION CONNECTING
KNOWLEDGE WITH NEED SINCE 1979
www.pesi.com

COUNSELING GRIEF CLIENTS

FUNCTIONAL INTERVENTIONS FOR EVERYDAY USE



- Discover recent research that upends everything we thought we knew about grief
- Differentiate between complicated grief, disenfranchised grief and non-death losses
- Explore factors influencing grief severity
- Identify whether symptoms indicate grief, PTSD, depression, or persistent complex bereavement disorder
- Apply a counseling approach adaptable for use with any grief client

Kennewick, WA
Wednesday
February 26, 2020

Spokane, WA
Thursday
February 27, 2020

Coeur d'Alene, ID
Friday
February 28, 2020

REGISTER NOW
pesi.com/express/77098

COUNSELING GRIEF CLIENTS:

FUNCTIONAL INTERVENTIONS FOR EVERYDAY USE

Clinicians often struggle to develop an effective approach to counseling grief clients due to the uniqueness of each individual's grief. The last 10-15 years have seen an explosion of new research in the field and many new studies have turned what we thought we knew on its head.

Explore this new research about appropriate diagnosis of grief clients, ideas for how to assess grief severity and related constructs, and clarification about what is meant by "complicated grief." Review the most commonly used current models for understanding grief and leave with tools, including 20 interventions, to more confidently assist clients in navigating the adaptive, yet confusing and difficult, grief process. The seminar will end with a focus on self-care, discussing how to appropriately manage and care for ourselves in this demanding, yet fulfilling, work.

SPEAKER

JOY R. SAMUELS, D.MIN., LPC-MHSP, NCC, has over 25 years' experience as a licensed professional counselor, Fellow in Thanatology, chaplain, and ordained minister. She teaches in the graduate clinical mental health psychology department at Lipscomb University and at Candler School of Theology at Emory University in the United Methodist Church Course of Studies. She maintains a private counseling practice and supervises those seeking licensure as a LPC-MHSP.

Dr. Samuels holds D. MIN. and MDIV. degrees from Wesley Theological Seminary, Washington, DC. Additionally, she holds an M.S. degree in counseling psychology from California State University, Northridge, CA, and a counseling certificate in substance abuse from the Northern Virginia Community College, Annadale, VA. Among her areas of expertise are individual, couples and family counseling, trauma and bereavement and post-masters supervision.

Speaker Disclosures:
Financial: Joy Samuels is in private practice. She is an adjunct faculty at Lipscomb University. Dr. Samuels receives a speaking honorarium from PESI, Inc.
Non-financial: Joy Samuels is a Fellow in Thanatology.

"Dr. Samuels beautifully holds a balance between extensive knowledge and deep compassion. I grew as a professional and as a human being as a result of my work with her. She draws out the best."

Vanessa, LPC-MHSP

"Dr. Samuels' presentation and guidance during the class helped me navigate difficult ministry challenges with my grieving parishioners."

Rev. Sandra

Hassle-Free Cancellation Policy: If you contact us before the event date, you can exchange for a self-study package on the subject (CE credits may be available), a certificate to attend another seminar, or receive a tuition refund less a \$30 cancel fee. Substitutions are permitted at any time.




Seminar on DVD or Digital Format: You can purchase a self-study package on the subject and you and your colleagues can receive CE hours for a nominal fee. To determine if homestudy credits are available for your profession go to www.pesi.com or call 800-844-8260. Check with your licensing board to verify acceptance of self-study credits for license renewal. If purchasing the digital format, you will receive an emailed order confirmation which contains your login instructions to access the recorded seminar, electronic handouts and online post-test. Order today by using the order form on this brochure or by calling 800-844-8260.

PESI, Inc. is proud to offer this seminar (at these locations only) **free** of charge (on live seminar tuition) for veterans and active duty military personnel. **Limited seats available; advance online registration required.**



SAVE BY INCLUDING THESE PRODUCTS WITH SEMINAR REGISTRATION!



Transforming Grief & Loss Workbook: Activities, Exercises & Skills to Coach Your Client Through Life Transitions

By Ligia M. Houben, MA, FT, FAAGC, CPC, CHT

Despite any loss your client may be experiencing, you can coach them to happiness again with this new workbook from Ligia M Houben. This interactive book guides the client through The 11 Principles of Transformation, derived from CBT, positive psychology, spirituality, mindfulness and meditation. By focusing on new beginnings, experiential exercises and meaningful activities, your client will be able to start the transformative journey to wellness and wellbeing.



Healing Grief Card Deck: 55 Practices to Find Peace

By David Kessler

David Kessler, one of the world's foremost experts on grief and grieving, has created powerful coping strategies to heal and rebuild after loss. This easy-to-use card deck has 55 practices that focus on Your Response to Loss, Understanding Grief, and Healing - all remembering that grief is evidence of your love.

Questions Visit our FAQ page at www.pesi.com/faq or contact us at www.pesi.com/info

HAVE A SEMINAR IDEA? A MANUSCRIPT TO PUBLISH?

The nation's top speakers and authors contact PESI first. If you are interested in becoming a speaker or have a new topic idea, please contact Kay Friske at kfriske@pesi.com or call 715-855-6362.

LIVE SEMINAR CONTINUING EDUCATION CREDIT INFORMATION

Credits listed below are for full attendance at the live event only. After attendance has been verified, pre-registered attendees will receive an email from PESI Customer Service with the subject line, "Evaluation and Certificate" within one week. This email will contain a link to complete the seminar evaluation and allow attendees to print, email or download a certificate of completion if in full attendance. For those in partial attendance (arrived late or left early), a letter of attendance is available through that link and an adjusted certificate of completion reflecting partial credit will be issued within 30 days (if your board allows). Please see "LIVE SEMINAR SCHEDULE" on this brochure for full attendance start and end times. NOTE: Boards do not allow credit for breaks or lunch.

If your profession is not listed, please contact your licensing board to determine your continuing education requirements and check for reciprocal approval. For other credit inquiries not specified below, or questions on home study credit availability, please contact cespesi@pesi.com or 800-844-8260 before the event.

Materials that are included in this course may include interventions and modalities that are beyond the authorized practice of mental health professionals. As a licensed professional, you are responsible for reviewing the scope of practice, including activities that are defined in law as beyond the boundaries of practice in accordance with and in compliance with your profession's standards.

PESI, Inc. offers continuing education programs and products under the brand names PESI, PESI Healthcare, PESI Rehab and Psychotherapy Networker.

Addiction Counselors: This course has been approved by PESI, Inc., as a NAADAC Approved Education Provider, for 6.0 CE in the Counseling Services skill group. NAADAC Provider #77553. PESI, Inc. is responsible for all aspects of their programming. Full attendance is required; no partial credit will be awarded for partial attendance.

Chaplains/Clergy: This activity is designed to qualify for 6.25 continuing education hours.

Certification in Thanatology: This educational offering is recognized by the Association for Death Education and Counseling to meet the thanatology-related educational contact hour requirements to be Certified in Thanatology: Death, Dying and Bereavement. This course will award 6.25 contact hours to participants.

Counselors: This intermediate activity consists of 6.25 clock hours of continuing education instruction. Credit requirements and approvals vary per state board regulations. Please save the course outline, the certificate of completion you receive from the activity and contact your state board or organization to determine specific filing requirements.

Idaho Counselors: This intermediate activity consists of 6.25 clock hours of continuing education instruction. Credit requirements and approvals vary per state board regulations. Please contact your licensing board to determine if they accept programs or providers approved by other national or state licensing boards. A certificate of attendance will be awarded at the end of the program to participants who are in full attendance and who complete the program evaluation.

Washington Counselors: This activity has been submitted to the Washington Licensed Mental Health Counselors, Licensed Marriage and Family Therapists and Licensed Clinical Social Workers Board. Approval pending.

Marriage & Family Therapists: This activity consists of 380 minutes of continuing education instruction. Credit requirements and approvals vary per state board regulations. You should save this course outline, the certificate of completion you receive from the activity and contact your state board or organization to determine specific filing requirements.

Washington Marriage & Family Therapists: This activity has been submitted to the Washington Licensed Mental Health Counselors, Licensed Marriage and Family Therapists and Licensed Clinical Social Workers Board. Approval pending.

Nurses, Nurse Practitioners, and Clinical Nurse Specialists: PESI, Inc. is accredited as a provider of continuing nursing education by the American Nurses Credentialing Center's Commission on Accreditation.



Nurses in full attendance will earn 6.3 contact hours. Partial contact hours will be awarded for partial attendance.

Nursing Home Administrators: This educational offering has been reviewed by the National Continuing Education Review Service (NCERS) of the National Association of Long Term Care Administrator Boards (NAB) and approved for 6.25 clock hours and 6.25 participant hours. Full attendance is required; no partial credits will be offered for partial attendance.

Psychiatrists: PESI, Inc. is accredited by the Accreditation Council for Continuing Medical Education (ACCME) to provide continuing medical education for physicians.

PESI, Inc. designates this live activity for a maximum of 6.0 AMA PRA Category 1 Credit(s)™. Physicians should only claim credit commensurate with the extent of their participation in the activity.

Psychologists: This live activity consists of 6.25 clock hours of continuing education instruction. Credit requirements and approvals vary per state board regulations. Please save the course outline and the certificate of completion you receive from this live activity. Contact us for more information on your state board or organization specific filing requirements. American Psychological Association credits are not available.

California Psychologists: PESI, Inc. is approved by the CPA OPD to sponsor continuing education for psychologists. Provider #PES010. PESI maintains responsibility for this program and its contents. PESI is offering this activity for 6.25 hours of continuing education credit. Full attendance is required; no partial credits will be offered for partial attendance.

Social Workers: PESI, Inc., #1062, is approved to offer social work continuing education by the Association of Social Work Boards (ASWB) Approved Continuing Education (ACE) program. Organizations, not individual courses, are approved as ACE providers. State and provincial regulatory boards have the final authority to determine whether an individual course may be accepted for continuing education credit. PESI, Inc. maintains responsibility for this course. ACE provider approval period: January 27, 2017 - January 27, 2020. Social Workers completing this course receive 6.25 Clinical Practice continuing education credits. Course Level: Intermediate. Full attendance is required; no partial credits will be offered for partial attendance. A certificate of attendance will be awarded at the end of the program to social workers who complete the program evaluation.

Washington Social Workers: This activity has been submitted to the Washington Licensed Mental Health Counselors, Licensed Marriage and Family Therapists and Licensed Clinical Social Workers Board. Approval pending.

Other Professions: This activity qualifies for 380 minutes of instructional content as required by many national, state and local licensing boards and professional organizations. Save your course outline and certificate of completion, and contact your own board or organization for specific requirements.



SCAN HERE
FOR A SPECIAL OFFER ON
BOOKS & CARD DECKS

REGISTRATION FORM

COUNSELING GRIEF CLIENTS: FUNCTIONAL INTERVENTIONS FOR EVERYDAY USE

SAVE TIME! Express Register Online: pesi.com/express/77098

1 Please complete entire form if sending by mail *please print legibly*



Mail Code: _____ See mail code box on reverse side above your name & address

*Email address _____
*Email required to receive registration confirmation, CE certificate, and/or digital product.

Name _____ Profession _____

Billing Address _____ Home Work

Company Name (if work address): _____

City _____ County _____ State _____ Zip _____

*Cell Ph () _____ Work Ph () _____
*Required for event updates

2 Select Location (make copy for your records)

KENNEWICK, WA • February 26, 2020 (77098KWK)
Red Lion Hotel Columbia Center-Kennewick
1101 W Columbia Center Blvd • 99336 • (509) 783-0611

SPOKANE, WA • February 27, 2020 (77098SPO)
Mirabeau Park Hotel & Conference Center
N 1100 Sullivan Rd • 99037 • (509) 924-9000

COEUR D'ALENE, ID • February 28, 2020 (77098CDA)
Best Western Plus Coeur D'Alene Inn
506 West Appleway Ave • 83814 • (208) 765-3200

3 Select Tuition

TUITION including seminar manual

\$219.99 – choose one of the options below:

- per person for 2 or more preregistering together —OR—
 single registration postmarked 3 weeks prior to seminar date

\$249.99 standard

ADD-ON PRODUCTS — Save on Shipping! — Products Distributed at Seminar

\$29.99* *Transforming Grief & Loss Workbook* (PUB084395)

\$16.99* *Healing Grief Card Deck* (PUB084295)

*Attendees add applicable state and local taxes except in AK, DE, MT, NH, OR

4 Select Payment Method

All registrations must be prepaid.

- Check enclosed payable to **PESI, Inc.**
 Purchase order enclosed (Fed ID # 26-3896894)
 MC 16 digits VISA 13-16 digits AE 15 digits Discover Novus 16 digits

Card # _____

Card Exp. _____ CVV#: _____

Signature _____

(*MC/VISA/Discover: last 3-digit # on signature panel on back of card.) (*American Express: 4-digit # above account # on face of card.)

ADA NEEDS

We would be happy to accommodate your ADA needs; please email info@pesi.com or call 1-800-844-8260 at least two weeks prior to the seminar date.

SAME DAY REGISTRATION

Walk-ins are welcome but admission cannot be guaranteed. Contact us for space availability if registering within one week of seminar.

TUITION OPTIONS

Advance registration required. Cannot be combined with other discounts.

- FREE Military Tuition:** PESI Inc. is proud to offer this seminar free of charge on live seminar tuition for veterans and active duty military personnel. **Limited seats available; advance online registration required.**
- \$30 Tuition:** If you are interested in being our registration coordinator for the day, go to: www.pesi.com/coord for availability and job description, first come, first serve.
- Discounted Student Rate:** As part of its mission to serve educational needs, PESI, Inc. offers a reduced rate of 50% off standard tuition for students. Enclose a current student schedule with registration form. Go to www.pesi.com/students for details.

QUESTIONS

Visit pesi.com/faq or contact us at pesi.com/info

OTHER WAYS TO REGISTER

Fax: 800-554-9775

Mail: PESI, Inc.
PO Box 1000
Eau Claire, WI 54702-1000

Phone: 800-844-8260

Online: pesi.com/express/77098

CAN'T ATTEND THE SEMINAR?

Counseling Grief Clients: Functional Interventions for Everyday Use

— **Online Digital Seminar***

\$219.99 (POS053920) (Email required)

— **Seminar on DVD****

\$219.99 (RNV053920)

Product total _____
*Shipping - \$6.95 (DVD only) _____
Subtotal _____
**Tax _____
TOTAL _____

*For digital seminars, add applicable tax in AL, AZ, AR, CO, CT, DC, HI, IN, IA, KY, LA, ME, MN, MS, NE, NJ, NM, NY, NC, OH, PA, SD, TN, TX, UT, VT, WA, WI, WY.

**For DVD orders, add applicable tax except in AK, DE, MT, NH, OR
CE hours and approvals on products may differ from live CE approvals. Additional CE participant prices may vary.