

OUTLINE

THE JOURNEY OF GRIEF

- Models for understanding grief
 - Older, familiar models
 - Current theories and approaches
- Grief expressions
 - Emotional and cognitive
 - Physical manifestations
 - Behavioral
 - Social behaviors and societal reactions
- Predictors and mediators of the experience
 - Background: grief is highly individual
 - Personality and other vulnerability factors
 - Who died; quality of relationship
 - Social, contextual and cultural influences
 - Mode of death
 - Other influences
- Non-death losses

ASSESSMENT AND DIAGNOSIS OF GRIEF-RELATED SYMPTOMS

- Differential diagnosis between depression, grief and PTSD
- Persistent complex bereavement disorder
- Use of adjustment disorder diagnosis with grief clients
- Measurement/assessment of grief symptoms

WHEN GRIEF BECOMES COMPLICATED

- Common trajectories for grief
- What is “complicated” grief and how do you recognize it?
- Treatment interventions for complicated grief

Target Audience:

Psychologists • Psychiatrists • Case Managers
Addiction Counselors • Counselors
Marriage and Family Therapists
Social Workers • Nursing Home Administrators
Pastoral Counselors • Chaplains/Clergy
Psychiatric Nurse Practitioners • Mental Health Nurses
Thanatologists • Funeral Directors

OBJECTIVES

1. Articulate current models for conceptualizing grief and how these influence treatment planning.
2. Analyze and differentiate clinical symptoms to diagnose grief clients appropriately.
3. Implement functional interventions for grief counseling adaptable to use with any clients.
4. Demonstrate three new interventions to use with bereaved clients.
5. Determine when grief has become “complicated” and develop an appropriate treatment strategy.
6. Develop strategies of self-awareness and self-care for grief counselors as it relates to clinical practice.

TREATMENT STRATEGIES AND FUNCTIONAL INTERVENTIONS

- Grief counseling
 - How is it different from other types of counseling?
 - Who often benefits (and who may not)?
- Components of a general approach
 - The 3 Rogerian conditions
 - Power of presence
 - Being a companion/therapist for your grief clients
- Cross-cultural and other diversity considerations
- Dealing with emotional intensity
- Grief vs. trauma
- When clients’ grief is disenfranchised
- Working with couples or families who have experienced the “same” loss
- Preparing for grief “spikes”
- Post-traumatic growth

BEING A GRIEF COUNSELOR

- The risks and joys of this work
- Self-awareness
- Self-care
- Training opportunities in this field

LIMITATIONS OF THE RESEARCH AND POTENTIAL RISKS

- Disparity in results across studies for grief
- Risk factors for complicated grief

Live Seminar Schedule

7:30 Registration/Morning Coffee & Tea


8:00 Program begins

11:50-1:00 Lunch (*on your own*)

4:00 Program ends

There will be two 15-min breaks (mid-morning & mid-afternoon).
Actual lunch and break start times are at the discretion of the speaker.
A more detailed schedule is available upon request.

FREE
Worksheets & Video
To Help The Traumatized Brain



www.pesi.com/traumabrainws

Bring any Training On-Site!

- *Cost Effective for Groups*
- *Customizable*
- *Flexible*

CE credits included!

www.pesi.com/inhouse

NON-PROFIT
ORGANIZATION
US POSTAGE PAID
EAU CLAIRE, WI
PERMIT NO 32729

PESI Inc.
P.O. Box 1000
Eau Claire, WI 54702-1000
A Division of PESI, Inc.

COUNSELING GRIEF CLIENTS

FUNCTIONAL INTERVENTIONS
FOR EVERYDAY USE



Santa Fe, NM

Wednesday
December 11, 2019

Albuquerque, NM

Thursday
December 12, 2019

El Paso, TX

Friday
December 13, 2019

REGISTER NOW pesi.com/express/75407



PESI®
A NON-PROFIT ORGANIZATION CONNECTING
KNOWLEDGE WITH NEED SINCE 1979
www.pesi.com

COUNSELING GRIEF CLIENTS

FUNCTIONAL INTERVENTIONS
FOR EVERYDAY USE



- Discover recent research that upends everything we thought we knew about grief
- Differentiate between complicated grief, disenfranchised grief and non-death losses
- Explore factors influencing grief severity
- Identify whether symptoms indicate grief, PTSD, depression, or persistent complex bereavement disorder
- Apply a counseling approach adaptable for use with any grief client

Santa Fe, NM

Wednesday
December 11, 2019

Albuquerque, NM

Thursday
December 12, 2019

El Paso, TX

Friday
December 13, 2019

REGISTER NOW

pesi.com/express/75407

COUNSELING GRIEF CLIENTS:

FUNCTIONAL INTERVENTIONS FOR EVERYDAY USE

Clinicians often struggle to develop an effective approach to counseling grief clients due to the uniqueness of each individual's grief. The last 10-15 years have seen an explosion of new research in the field and many new studies have turned what we thought we knew on its head.

Explore this new research about appropriate diagnosis of grief clients, ideas for how to assess grief severity and related constructs, and clarification about what is meant by "complicated grief." Review the most commonly used current models for understanding grief and leave with tools, including 20 interventions, to more confidently assist clients in navigating the adaptive, yet confusing and difficult, grief process. The seminar will end with a focus on self-care, discussing how to appropriately manage and care for ourselves in this demanding, yet fulfilling, work.

SPEAKER

JOY R. SAMUELS, D.MIN., LPC-MHSP, NCC, has over 25 years' experience as a licensed professional counselor, Fellow in Thanatology, chaplain, and ordained minister. She teaches in the graduate clinical mental health psychology department at Lipscomb University and at Candler School of Theology at Emory University in the United Methodist Church Course of Studies. She maintains a private counseling practice and supervises those seeking licensure as a LPC-MHSP.

Dr. Samuels holds D. MIN. and MDIV. degrees from Wesley Theological Seminary, Washington, DC. Additionally, she holds an M.S. degree in counseling psychology from California State University, Northridge, CA, and a counseling certificate in substance abuse from the Northern Virginia Community College, Annadale, VA. Among her areas of expertise are individual, couples and family counseling, trauma and bereavement and post-masters supervision.

Speaker Disclosures:
Financial: Joy Samuels is in private practice. She is an adjunct faculty at Lipscomb University. Dr. Samuels receives a speaking honorarium from PESI, Inc.
Non-financial: Joy Samuels is a Fellow in Thanatology.

"Dr. Samuels beautifully holds a balance between extensive knowledge and deep compassion. I grew as a professional and as a human being as a result of my work with her. She draws out the best."

Vanessa, LPC-MHSP

"Dr. Samuels' presentation and guidance during the class helped me navigate difficult ministry challenges with my grieving parishioners."

Rev. Sandra

Hassle-Free Cancellation Policy:
If you contact us before the event date, you can exchange for a DVD or CD/digital manual package on the subject (self-study continuing education credit may be available), a certificate to attend another seminar, or receive a tuition refund less a \$30 cancel fee. Substitutions are permitted at any time.




Seminar on DVD or CD Package:
You can purchase a self-study package on the subject. You will receive a set of DVDs or CDs that include a digital copy of the seminar manual and post-test/evaluation. You and your colleagues can receive CE hours for a nominal fee. To determine if homestudy credits are available for your profession go to www.pesi.com or call 800-844-8260. Check with your licensing board to verify acceptance of self-study credits for license renewal. Order today by using the order form on this brochure or by calling 800-844-8260.

PESI, Inc. is proud to offer this seminar (at these locations only) *free* of charge (on live seminar tuition) for veterans and active duty military personnel. **Limited seats available; advance online registration required.**




SAVE BY INCLUDING THESE PRODUCTS WITH SEMINAR REGISTRATION!



Transforming Grief & Loss Workbook: Activities, Exercises & Skills to Coach Your Client Through Life Transitions

By Ligia M. Houben, MA, FT, FAAGC, CPC, CHT

Despite any loss your client may be experiencing, you can coach them to happiness again with this new workbook from Ligia M Houben. This interactive book guides the client through The 11 Principles of Transformation, derived from CBT, positive psychology, spirituality, mindfulness and meditation. By focusing on new beginnings, experiential exercises and meaningful activities, your client will be able to start the transformative journey to wellness and wellbeing.



Healing Grief Card Deck: 55 Practices to Find Peace

By David Kessler

David Kessler, one of the world's foremost experts on grief and grieving, has created powerful coping strategies to heal and rebuild after loss. This easy-to-use card deck has 55 practices that focus on Your Response to Loss, Understanding Grief, and Healing - all remembering that grief is evidence of your love.

Questions?

Call customer service at **800-844-8260**

HAVE A SEMINAR IDEA? A MANUSCRIPT TO PUBLISH?

The nation's top speakers and authors contact PESI first. If you are interested in becoming a speaker or have a new topic idea, please contact Kay Friske at kfriske@pesi.com or call 715-855-6362.

LIVE SEMINAR CONTINUING EDUCATION CREDIT INFORMATION

Credits listed below are for full attendance at the live event only. After attendance has been verified, pre-registered attendees will receive an email from PESI Customer Service with the subject line, "Evaluation and Certificate" within one week. This email will contain a link to complete the seminar evaluation and allow attendees to print, email or download a certificate of completion if in full attendance. For those in partial attendance (arrived late or left early), a letter of attendance is available through that link and an adjusted certificate of completion reflecting partial credit will be issued within 30 days (if your board allows). Please see "LIVE SEMINAR SCHEDULE" on this brochure for full attendance start and end times. NOTE: Boards do not allow credit for breaks or lunch.

If your profession is not listed, please contact your licensing board to determine your continuing education requirements and check for reciprocal approval. For other credit inquiries not specified below, or questions on home study credit availability, please contact cepesi@pesi.com or 800-844-8260 before the event.

Materials that are included in this course may include interventions and modalities that are beyond the authorized practice of mental health professionals. As a licensed professional, you are responsible for reviewing the scope of practice, including activities that are defined in law as beyond the boundaries of practice in accordance with and in compliance with your profession's standards.

PESI, Inc. offers continuing education programs and products under the brand names PESI, PESI Healthcare, PESI Rehab and Psychotherapy Networker.

Addition Counselors: This course has been approved by PESI, Inc., as a NAADAC Approved Education Provider, for 6.0 CE in the Counseling Services skill group. NAADAC Provider #77553. PESI, Inc. is responsible for all aspects of their programming. Full attendance is required; no partial credit will be awarded for partial attendance.

Chaplain/Clergy: This activity is designed to qualify for 6.25 continuing education hours.

Certification in Thanatology: This educational offering is recognized by the Association for Death Education and Counseling to meet the thanatology-related educational contact hour requirements to be Certified in Thanatology: Death, Dying and Bereavement. This course will award 6.25 contact hours to participants.

Counselors (NBCC): Counseling Grief Clients: Functional Interventions for Everyday Use has been approved by NBCC for NBCC credit. PESI, Inc. is solely responsible for all aspects of the program. NBCC Approval No. SP-3205. PESI is offering this activity for 6.5 clock hours of continuing education credit.

Texas Counselors: This activity consists of 6.0 clock hours of continuing education instruction. Texas State Board of Examiners of Professional Counselors no longer approves programs or providers. PESI activities meet the continuing education requirements as listed in Title 22 Texas Administrative Code, Chapter 681, Subchapter J, Section 681.142 Acceptable Continuing Education. Please retain the certificate of completion that you receive and use as proof of completion when required.

Marriage & Family Therapists: This activity consists of 380 minutes of continuing education instruction. Credit requirements and approvals vary per state board regulations. You should save this course outline, the certificate of completion you receive from the activity and contact your state board or organization to determine specific filing requirements.

Texas Marriage & Family Therapists: This activity consists of 6.0 clock hours of continuing education instruction. Texas State Board of Examiners of Marriage and Family Therapists no longer approves programs or providers. PESI activities meet the continuing education requirements as listed in Title 22 of the Texas Administrative Code, Chapter 801, Subchapter K, Section 801.264 Types of Acceptable Continuing Education. Please retain the certificate of completion that you receive and use as proof of completion when required.

Nursing Home Administrators: This educational offering has been reviewed by the National Continuing Education Review Service (NCERS) of the National Association of Long Term Care Administrator Boards (NAB) and approved for 6.25 clock hours and 6.25 participant hours. Full attendance is required; no partial credits will be offered for partial attendance.

Nurses, Nurse Practitioners, and Clinical Nurse Specialists: PESI, Inc. is accredited as a provider of continuing nursing education by the American Nurses Credentialing Center's Commission on Accreditation.

Nurses in full attendance will earn 6.3 contact hours. Partial contact hours will be awarded for partial attendance.

Psychologists & Psychiatrists: Psychiatrists

PESI, Inc. is accredited by the Accreditation Council for Continuing Medical Education to provide continuing medical education for physicians. PESI, Inc. designates this live activity for a maximum of 6.0 AMA PRA Category 1 Credit(s). Physicians should only claim credit commensurate with the extent of their participation in the activity.

Psychologists

The following state psychologist boards recognize activities sponsored by PESI, Inc. as an approved ACCME provider: Alaska, Arkansas, California, Colorado, Georgia, Illinois, Indiana, Kentucky, Maine, Maryland, Missouri, Nebraska, Nevada, New Hampshire, New Jersey, New Mexico, Oklahoma, Pennsylvania, South Carolina and Wisconsin. This activity consists of 6.0 clock hours of continuing education instruction. Certificates of attendance will be issued for you to submit to your state licensing board to recognize for continuing education credit.

Social Workers: PESI, Inc., #1062, is approved to offer social work continuing education by the Association of Social Work Boards (ASWB) Approved Continuing Education (ACE) program. Organizations, not individual courses, are approved as ACE providers. State and provincial regulatory boards have the final authority to determine whether an individual course may be accepted for continuing education credit. PESI, Inc. maintains responsibility for this course. ACE provider approval period: January 27, 2017 - January 27, 2020. Social Workers completing this course receive 6.25 Clinical Practice continuing education credits. Course Level: Intermediate. Full attendance is required; no partial credits will be offered for partial attendance. A certificate of attendance will be awarded at the end of the program to social workers who complete the program evaluation.

Other Professions: This activity qualifies for 380 minutes of instructional content as required by many national, state and local licensing boards and professional organizations. Save your course outline and certificate of completion, and contact your own board or organization for specific requirements.



SCAN HERE
FOR A SPECIAL OFFER ON
BOOKS & CARD DECKS

How to Register

COUNSELING GRIEF CLIENTS:
FUNCTIONAL INTERVENTIONS FOR EVERYDAY USE

QUESTIONS? Call **800-844-8260** or e-mail us at info@pesi.com.

ONLINE

pesi.com/express/75407

PHONE

800-844-8260

Please have credit card available

FAX

800-554-9775

MAIL

PESI, Inc.
PO Box 1000
Eau Claire, WI
54702-1000

2 Check location: (make copy of locations)

☐ **SANTA FE, NM**
December 11, 2019
DoubleTree Santa Fe
4048 Cerrillos Rd • 87507
(505) 473-4646

75407SFE

☐ **ALBUQUERQUE, NM**
December 12, 2019
Sheraton Albuquerque Airport Hotel
2910 Yale Blvd SE • 87106
(505) 843-7000

75407ALB

☐ **EL PASO, TX**
December 13, 2019
Radisson Hotel El Paso Airport
1770 Airway Blvd • 79925
(915) 772-3333

75407ELP

REGISTER NOW
pesi.com/express/75407

ADA NEEDS

We would be happy to accommodate your ADA needs; please call at least two weeks prior to the seminar date.

WALK-INS

Walk-ins are welcome but admission cannot be guaranteed. Call M-F 7:00-6:00 Central Time for space availability if registering within one week of seminar.

TUITION OPTIONS

- **FREE Military Tuition:** PESI Inc. is proud to offer this seminar (at these locations only) free of charge (on live seminar tuition) for veterans and active duty military personnel. **Limited seats available; advance online registration required.**
- **\$30 Tuition:** If you are interested in being our registration coordinator for the day, go to: www.pesi.com/coord for availability and job description, or call our Customer Service Dept. at 800-844-8260.
- **Groups of 5 or more:** Call 800-844-8260 for discounts.

• **Discounted Student Rate:** As part of its mission to serve educational needs, PESI, Inc. offers a reduced rate of 50% off standard tuition for students. Enclose a current student schedule with registration form.

Go to www.pesi.com/students or call 800-844-8260 for details.

Advance registration required.
Cannot be combined with other discounts.



FOR OFFICE USE ONLY
KF
Fed ID # 26-3896894
© 2019 PESI, Inc.

3 Check tuition:

TUITION with seminar manual

\$219.99 (+ tax in NM) – choose one of the options below:

- ☐ per person for 2 or more preregistering together —OR—
- ☐ single registration postmarked 3 weeks prior to seminar date

☐ **\$249.99** (+ tax in NM) standard

ADD-ON PRODUCTS

Distributed at seminar—FREE SHIPPING!

- ☐ **\$29.99* Transforming Grief & Loss Workbook**
- ☐ **\$16.99* Healing Grief Card Deck**

*Attendees add applicable state and local taxes except in AK, DE, MT, NH, OR

4 Indicate method of payment:

ALL REGISTRATIONS MUST BE PREPAID.
Purchase orders welcome (attach copy).

☐ Check enclosed payable to **PESI, Inc.**

- ☐ MC 16 digits
- ☐ VISA 13-16 digits
- ☐ AE 15 digits
- ☐ Discover Novus 16 digits

Card # _____

Card Exp. _____ V-Code #*: _____

Signature _____

(*MC/VISA/Discover: last 3-digit # on signature panel on back of card.)

(*American Express: 4-digit # above account # on face of card.)

CAN'T ATTEND THE SEMINAR?
See below for individual product orders

Counseling Grief Clients: Functional Interventions for Everyday Use

- Seminar on DVD* (video) \$219.99 (RNV053920)
- Seminar on CD* (audio) \$219.99 (RNA053920)
- **Transforming Grief & Loss Workbook*** \$29.99 (PUB084395)
- **Healing Grief Card Deck*** \$16.99 (PUB084295)

CE hours and approvals on products may differ from live CE approvals.

*Shipping is \$6.95 first item + \$2.00 each add'l item.

**Residents add applicable state and local taxes except in AK, DE, MT, NH, OR

Product total \$ _____
*Shipping _____
Subtotal _____
**Tax _____
TOTAL _____